


Finials



Finial FA

5-1/2"H x 2-1/2"W
4-3/4"H x 2-1/2"W
3-3/4"H x 2"W

Finial FB

4-1/2"H x 1-3/4"W

Finial FC

5"H x 2-1/2"W

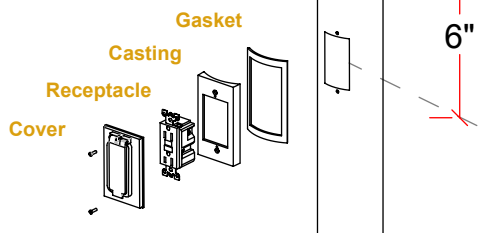
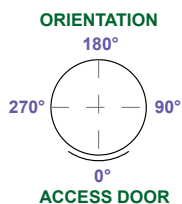
Finial FD

4"H x 2-1/4"W
3-1/2"H x 1-3/4"W
3"H x 1-5/8"W

Receptacles

SRT single receptacle
DRT double receptacle
GFI GFI receptacle

☐ **NOTE:** 1. Specify orientation.
2. Add the code at the end of the pole model number.



Finials

Description. Finials FA, FB and FD are made of cast aluminum and are painted to match the color of the fixture, unless otherwise specified or requested. Finial FC is made of plastic and comes in black only. Finials FA and FD come in three different sizes, with appropriate size for a fixture determined by the factory.

To order, simply add the finial model number at the end of the fixture model number, before the RAL color number.

Receptacles

Single, double and GFI receptacles are available. These are pre-installed in the pole by the factory, but are to be wired by the contractor, unless HCI is requested to pre-wire the pole. Receptacles are usually located 6" to center from the top of the pole. For other locations please consult factory.

Flower Basket Bracket

Description The flower basket brackets shall consist of a round steel tube and a removable cast aluminum end. They are designed to fit both fluted and sooth poles.

Construction and Material The flower basket bracket shall be welded to a post clamp, which will fit to the post. The end caps shall be made of copper-free cast aluminum. The banner arms shall be standard 1" OD steel tube. All hardware shall be stainless steel.

Installation The clamp-on flower basket bracket shall clamp around the post with 5/16" hex head bolts.

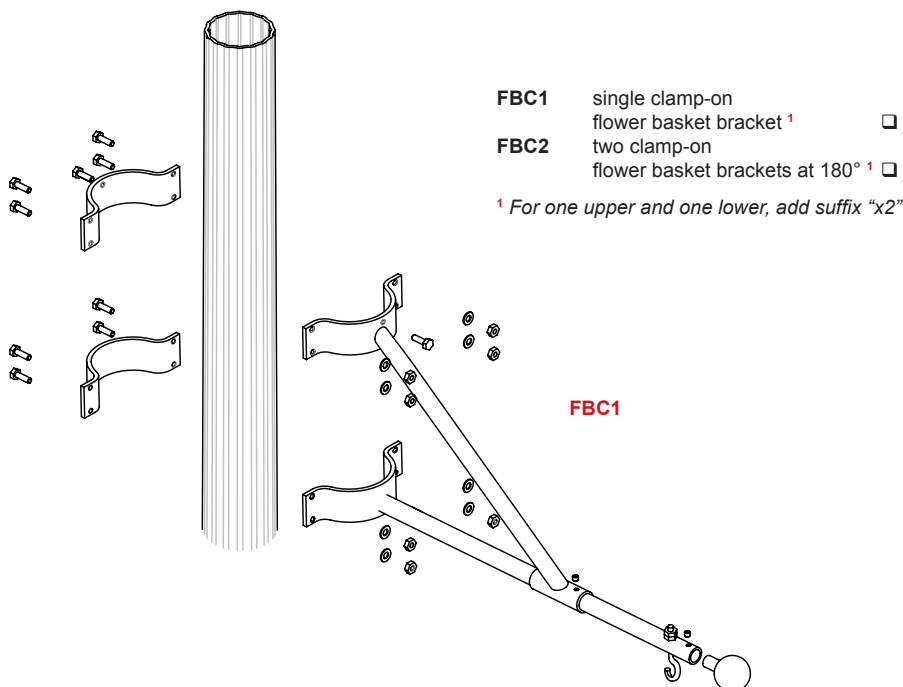
Dimensions Standard length is 24". Other, custom lengths may be available, please consult factory.

Orientation The flower basket bracket can be oriented as required, since it clamps onto the pole shaft.

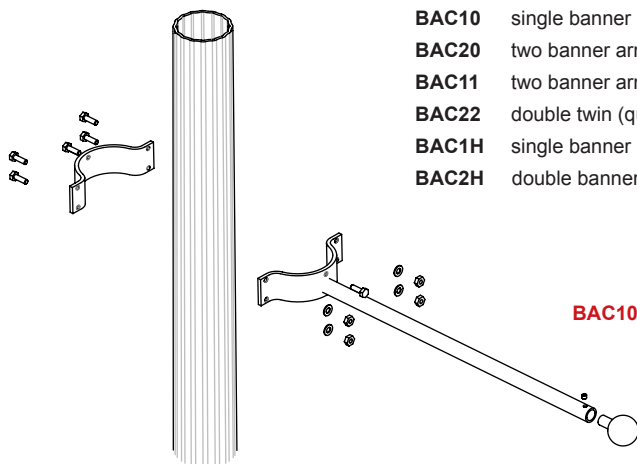
Finish For finish specifications and color options see "Color/Finish" section.

EPA Considerations Adding flower basket bracket greatly increases loads affecting the pole. Care should be exercised that the total EPA of accessories does not exceed the EPA rating for the pole for your project.

Flower Basket Bracket



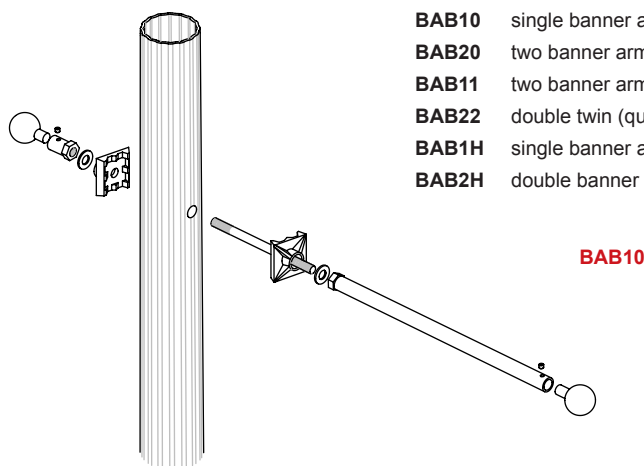
Clamp-on Banner Arms



BAC10	single banner arm	<input type="checkbox"/>
BAC20	two banner arms at 180°	<input type="checkbox"/>
BAC11	two banner arms, same side	<input type="checkbox"/>
BAC22	double twin (quad) banner arms	<input type="checkbox"/>
BAC1H	single banner arm with hog ring	<input type="checkbox"/>
BAC2H	double banner arm with two hog rings	<input type="checkbox"/>

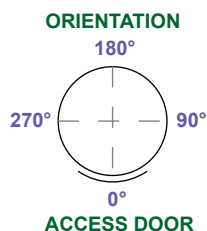
BAC10

Bolt-on Banner Arms

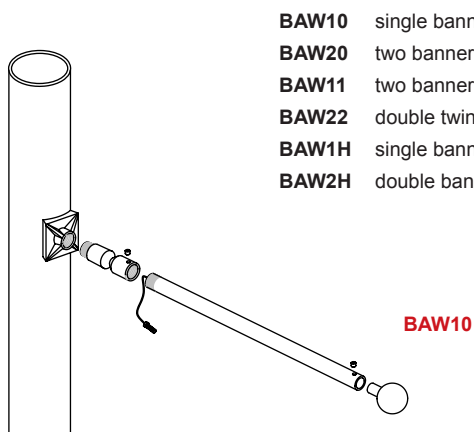


BAB10	single banner arm	<input type="checkbox"/>
BAB20	two banner arms at 180°	<input type="checkbox"/>
BAB11	two banner arms, same side	<input type="checkbox"/>
BAB22	double twin (quad) banner arms	<input type="checkbox"/>
BAB1H	single banner arm with hog ring	<input type="checkbox"/>
BAB2H	double banner arm with two hog rings	<input type="checkbox"/>

BAB10

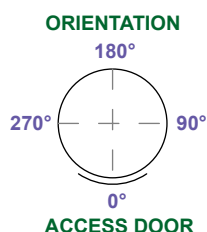


Break Away Bolt-on Banner Arms



BAW10	single banner arm	<input type="checkbox"/>
BAW20	two banner arms at 180°	<input type="checkbox"/>
BAW11	two banner arms, same side	<input type="checkbox"/>
BAW22	double twin (quad) banner arms	<input type="checkbox"/>
BAW1H	single banner arm with hog ring	<input type="checkbox"/>
BAW2H	double banner arm with two hog rings	<input type="checkbox"/>

BAW10



Description

The banner arms shall consist of a round, aluminum or steel tube and a removable cast aluminum end. Bottom eyebolts and banner arms with break away couplings are optional.

Construction and Material

The banner arm shall be welded to a post clamp or shall bolt onto a mounting adaptor, which will fit to the post. The end caps and post adaptor shall be made of copper-free cast aluminum. The banner arms shall be standard 1" OD steel tube or 1-1/2" OD aluminum tube. All hardware shall be stainless steel.

Installation

The clamp-on banner arm shall clamp around the post with 5/16" hex head bolts. The bolt-on banner arm shall use a threaded rod inserted to the opposite side of the pole through 3/4" holes or shall bolt onto the adaptor permanently attached to the post.

Dimensions

Standard length is 24". Other, custom lengths may be available, please consult factory.

Orientation

Heights and orientations must be clearly specified for all types in relation to the access door in the pole (see diagram). This does not apply to clamp-on types.

Finish

For finish specifications and color options see "Color/Finish" section.

EPA Considerations

Adding banner arms greatly increases loads affecting the pole. Care should be exercised that the total EPA of banner arms, fixtures, cross arms and other accessories does not exceed the EPA rating for the pole for your project.