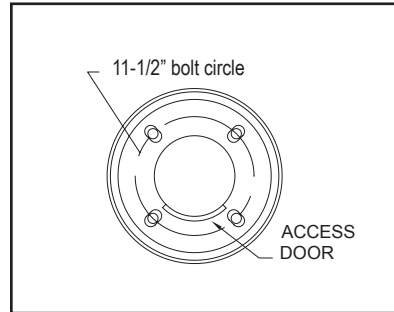
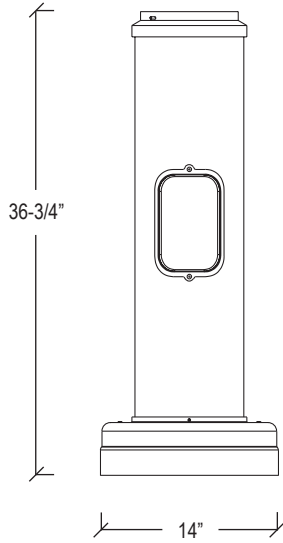


# SP12

# Specifications

**Bolt circle:** 11-1/2"  
**Anchor bolts:** four 24"L x 3/4"OD  
**Hook:** 3"      **Projection:** 3"



The SP12 series pole shall consist of a cast aluminum base cover with an extruded 8" schedule 40 base welded to a base plate and a shaft. The base cover shall be secured to the base with stainless steel hardware. The base shall include a contoured cast aluminum door. All castings shall be formed true to pattern, with no warping or mold shifting.

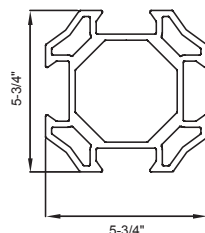
A number of shaft styles are available: extruded, round, fluted, straight, tapered, aluminum or steel. Shaft shall be welded in and over the base. Unless specified otherwise, all poles ship with four anchor bolts, with two nuts and two washers per bolt and with one steel template per every three poles.

The shaft shall include a 3"OD or 4"OD x 3"H tenon for luminaire mounting. All exposed metal parts shall receive baked-on smooth semi-gloss powder coat finish. Poles ship loose, with doors and tenons pre-assembled, all wrapped in a protective layer of paper, cardboard and shrink wrap. Base covers ship separately.

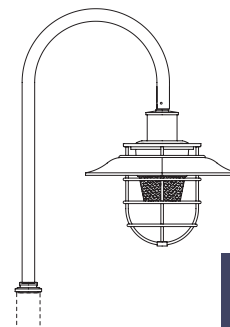
## SP12

| Base | Height of base  | Shaft size   | Shaft style   | Height                              | Options   | Color   |
|------|---|--|---|-------------------------------------|---|---|
|      | <b>A</b> 36" (standard)<br><b>B</b> 48"<br><b>C</b> custom, specify in inches | <b>4</b> 4"OD<br><b>5</b> 5"OD<br><b>575</b> 5.75" square with track (TR shaft only) | <b>RS</b> - round straight<br><b>FS</b> - fluted straight<br><b>RT</b> - round tapered<br><b>FT</b> - fluted tapered<br><br><b>TR</b> - 5.75" square with track system<br><br><b>A</b> - aluminum<br><b>C</b> - steel (not available with "FS" or "TR" style) | <b>Indicate pole height in feet</b> | <b>GFI</b> - GFI receptacle<br><b>LAB</b> - less anchor bolts<br><b>FLG</b> - flag holder<br><br><b>Banner arms</b> - see "Accessories" at the end of the catalog | <b>BLK</b> - black<br><b>GRN</b> - green<br><b>BRZ</b> - bronze<br><b>GRY</b> - grey<br><b>WHT</b> - white<br><b>CTM</b> - custom |

## Suggested luminaire and bracket styles



"TR" shaft style



SH70 with SA25-A

**Sheridan**  
lighting systems, inc.