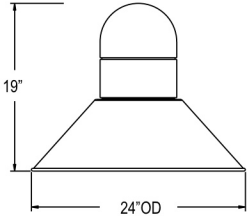
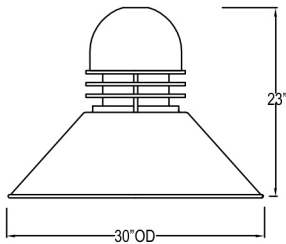


SH82-20 with the "RN" option



SH82-24



SH82-30-RN

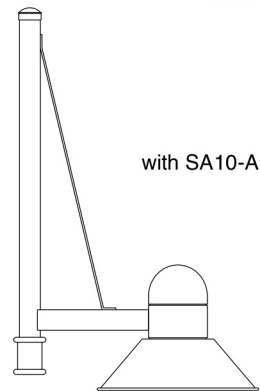
The SH82 series LED luminaire shall consist of a cast aluminum driver chamber, spun aluminum body, hinged door with a clear tempered glass diffuser, an integral driver assembly and internal optical components. The hinged door shall be secured to the spun aluminum body. The luminaire shall have tool-less entry.

The electrical and optical components shall be mounted within the luminaire, including a constant current driver with a universal voltage input (120V-277V or 305V), heat sink and the LED module. The LED module shall be a COB-type unit as manufactured by Bridgelux, Cree or similar.

The luminaire shall mount to a side-mounting arm via two internal bolts. Order arm separately.

All exposed metal parts shall receive baked-on smooth semi-gloss powder coat finish. Ships assembled, boxed and palletized.

SH82	24	8L2K	5	BLK
Luminaire	Size	*Wattage / CCT	Optics	Color
	20 20" skirt	25L2K 25W - 3,200 lms, 2700K 35L2K 35W - 6,580 lms, 2700K 8L2K 82W - 11,157 lms, 2700K 15L2K 154W - 20,808 lms, 2700K	2 asymmetric IES II 4 square IES type IV 5 symmetrical IES V	BLK - black GRN - green BRZ - bronze GRY - grey WHT - white CTM - custom
	24 24" skirt	20L3K 20W - 2,705 lms, 3000K 25L3K 25W - 3,349 lms, 3000K 6L3K 62W - 9,290 lms, 3000K 8L3K 82W - 11,385 lms, 3000K 15L3K 154W - 21,233 lms, 3000K		
	30-RN 30" skirt, solid rings	3L4K 37W - 6,848 lms, 4000K 4L4K 47W - 6,956 lms, 4000K 6L4K 68W - 9,633 lms, 4000K 8L4K 82W - 11,612 lms, 4000K 15L4K 154W - 21,657 lms, 4000K		
		3L5K 37W - 6,648 lms, 5000K 4L5K 47W - 7,706 lms, 5000K 6L5K 62W - 11,427 lms, 5000K 8L5K 87W - 17,364 lms, 5000K 12L5K 119W - 21,635 lms, 5000K		



***Other lumen / CCT / wattage combinations may be available, consult factory.**

Suggested pole and bracket combinations

