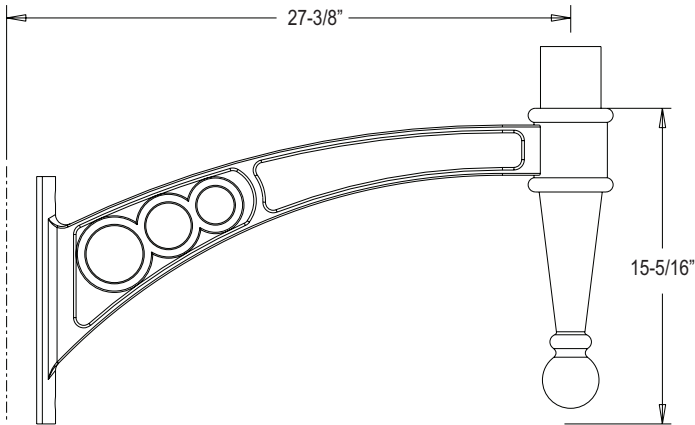


SA55

Specifications



SA55-A

The arm shall be SA55-_____ (specify configuration) arm, consisting of cast aluminum arm(s) clamping onto a pole shaft. Wall brackets shall be welded to a cast aluminum wall plate.

The arm shall be a one piece casting with a decorative finial. All hardware shall be tamper resistant, stainless steel.

A variety of configurations is available, some of which are illustrated on this page. Non-standard configurations may be feasible, please consult factory for details.

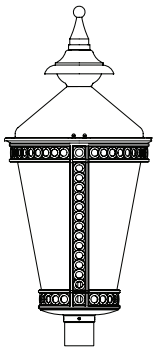
Post top arms shall clamp onto a 4" OD pole shaft. Arms shall be equipped with 3"OD x 3"H tenons. Mounting hardware not included.

SA55

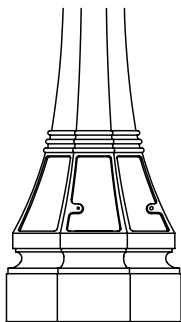
Arm	Layout	Color
-----	--------	-------

- A** - single at 90°
 - B** - twin at 180°
 - BC** - twin at 180° plus central
 - C** - triple at 120°
 - CC** - triple at 120° plus central
 - D** - quad at 90°
 - E** - quad at 90° plus central
- BLK** - black
 - GRN** - green
 - BRZ** - bronze
 - GRY** - grey
 - WHT** - white
 - CTM** - custom

SA55



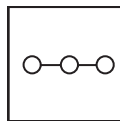
SH40



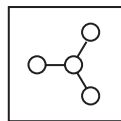
SP05



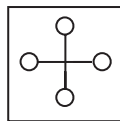
Suggested pole and luminaire combinations



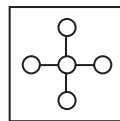
SA55-BC



SA55-CC



SA55-D



SA55-E

Sheridan
lighting systems, inc.