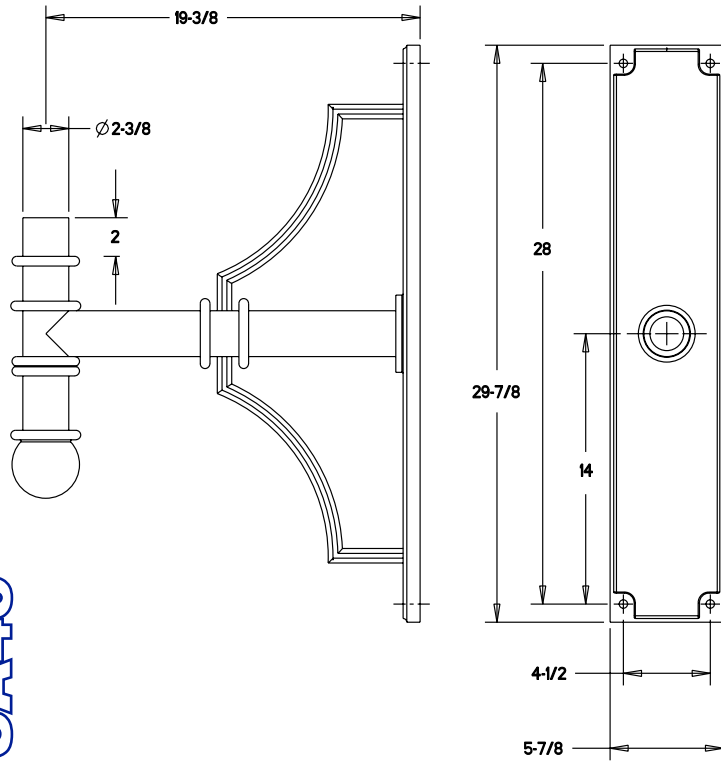


# SA45

# Specifications



The arm shall be SA45-W arm, consisting of cast aluminum arm and decorative cast aluminum struts, all welded to a cast aluminum wall plate. The wall plate shall feature an irregular texture on exposed surfaces.

The arm shall be a one piece casting with a decorative ball finial. It shall be equipped with an integral 2-3/8"OD x 2"H tenon for fixture mounting. An optional, 8' or 10' cast aluminum decorative back plate is also available. Non-standard configurations may be feasible, please consult factory for details.

Wall brackets shall be pre-wired, with a 12" slack for ease of wiring to source on the wall side and for wiring with wire nuts on the fixture side. Mounting hardware for wall brackets is not included.

SA45

SA45

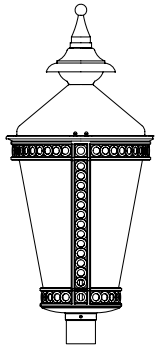
W




W - wall bracket

BP08 - 8'  
BP10 - 10'

BLK - black  
GRN - green  
BRZ - bronze  
GRY - grey  
WHT - white  
CTM - custom



SH40



SH55



above: SA45 with SH40  
with natural gas light source

left: SA45 with SH40 and BP10 custom  
10' back plate

**The Venetian Resort Hotel Casino**  
Las Vegas, NV



Suggested luminaire combinations

Sheridan  
lighting systems, inc.